



COMO PRIMARY SCHOOL

Thelma Street, Como WA 6152
 Telephone: 9450 3112
 Fax: 94501004

School Report 2009

OUR SCHOOL

Como Primary is an inner suburban school that is in close proximity to the Swan River. It was opened in 1916. The school itself is a traditional U-shaped brick and tile building and is fully air-conditioned. The grounds have been pleasantly landscaped, with grassed areas, gardens and shady trees. There are nine classrooms, a music room, a purpose built library, a transportable pre-primary building, a hall and a multi-purpose room used for ESL support lessons as well as a uniform shop. A disused brick out building has been converted into an Art Studio. A new administration area was constructed in 2007 and an undercover area/canteen was constructed in 2009.

In 2010 a new Art/Music block and a three room Early Childhood block will be built with funding from the Federal Government Building the Education Revolution.

The school is a local intake school but has a number of overseas fee-paying students. A large number of our students speak English as a Second Language. There are thirty three different languages spoken at home by our students. The Socio-Economic Index is 112.69



Motto

Only Our Best

Mission

To build a learning community, committed to personal growth, productive citizenship, and lifelong learning for all our people.

2009 Priority Area – Science

The staff participated in Professional Learning in 'Primary Connections' to consolidate this program across the school. Additional Science resources to support the program were purchased.

2009 Priority Area – ICT

The staff participated in a variety of ICT Professional Learning activities in 2009 to consolidate and extend their

personal skills and ability to integrate ICT across the curriculum. Significant attention was given to the use of Smartboards to enhance the quality of the teaching and learning in classrooms. An ICT teacher worked to support and mentor staff.

OUR STAFF

Teacher Profile

The school had 24 teaching staff in 2009. All teaching staff met the professional requirements to teach in Western Australian schools and are registered with the Western Australian College of Teaching. All teaching staff engaged in a minimum of 5 days professional learning (pro rata for part-time teachers).

This was at a cost of \$335 a day for each professional learning day attended.

Professional learning activities for staff included Primary Connections, Intergration of ICT across the Curriculum, Smartboards and Cooperative Learning.

There was one new staff member in 2009 replacing a fixed term teacher.

OUR STUDENTS

Class Structures for 2009

PP – Pre Primary	Room 5 – Year 2/3
Room 1 – Year 1/2	Room 6 – Year 5/6
Room 2 – Year 1/2	Room 7 – Year 3
Room 3 – Year 6/7	Room 8 – Year 3/4
Room 4 – Year 6/7	Room 9 – Year 4/5

Background

Como students have diverse cultural backgrounds with children from 29 different nationalities attending. At home 33 different languages were spoken. This cultural diversity adds to the richness of the learning programs at the school.

Attendance

Como students generally maintain good attendance levels, and we were again above the state average. Unauthorised absences were targeted in 2009 and showed a significant improvement though the target for girls was not achieved.

The average attendance rate (percentage)

Education Level/Year	2008		2009	
	School	State	School	State
Primary	95.2%	92.6%	94.8	92.9

Behaviour

The students at Como Primary are generally very well behaved and follow all school rules conscientiously. There was one student suspended in 2009.

Destination of Year 7 students

Como students continued to excel academically with a number of students winning scholarships to Government and private secondary schools. There was a significant increase in students choosing to attend Como SC.

Como Secondary College	5
Applecross	3
Perth Modern	2
Rossmoyne SHS	1
John Curtin Arts	1
Canning Vale College	1
Wesley	3
Aquinas	2
PLC	2
Penrhos	1
Winthrop Baptist	1
Somerville College	1
Trinity College	1
Ursula Frayne	1
Overseas	1
TOTAL	26

OUR COMMUNITY

Population Trends

Over the past few years there has been a slow decline in enrolment. In 2008/9 student numbers increased slightly but forward projections indicate a return to lower numbers. The Como student body has increasingly become more transient with enrolment trends and numbers difficult to predict.

Community Support

Como PS parents are extremely supportive of the school and actively participate in the education of their children in a variety of ways. There is a School Council and an active P&C Association which undertake such tasks as: fund raising, running the uniform shop, providing PMP assistance and providing support in the classrooms. Local businesses and past students are also most supportive of our school. Croc Rock, a family dance night held in March each year, typifies this community support as it brings together the whole school community and is supported by current and past students and their families. The school Open Night and Speech Night are two extremely well supported events with a majority of students and their families attending.

School Council

The School Council usually meets once a term to oversee the school programs and initiatives as well as finances. The School Council consists of three parent representatives, a P&C Association member, two staff members and the school principal. This group fulfils an important role in the school, giving parents a formal vehicle for contributing to the business of the school and providing feedback.

P&C

The P&C had a very busy year in 2009. The bulk of their income came from the hire of the Hall to local community groups. The school received funding from the P&C to assist in the purchase and installation of four more Smartboards, physical education equipment, art materials,

Reading Books, vinyl flooring in corridors, shelving in the library and new sport storeroom, hand dryers in the student toilets and supported our annual Speech Night and Senior Dinner Dance. Additionally, the P&C organised a very successful and well received community Bush Dance, 'Croc Rock' and a student disco that was extremely popular and well attended by students.

PMP Volunteer Program

Como is fortunate to have wonderful parent volunteers who give so willingly of their time to come and work with students in the Perceptual Motor Program; training with the junior primary students. Como is grateful for their services and look forward to their continued association with the school.

OUR FACILITIES

Undercover Area

Work began early in 2009 on the new under covered area and the refurbishment of the gardener's workshop. The construction work impacted little on the school operations and it was completed in October. The new building provides the school with a modern canteen, new sports shed and an all weather eating and physical activity area. The Edu Dance program and concert were held in the new area in Term 4 and it proved to be very functional and a huge bonus for the school. The canteen will be opened by the P&C in 2010.



Building Education Revolution

School Pride

In Term 4, work began on a \$125,000 maintenance program as part of the Federal Government Economic Stimulus Package. The external walls of the P&C Hall were painted, the quadrangle was compacted and resurfaced and all classrooms and corridors had ceilings and walls painted. A ramp was constructed internally to allow for wheelchair access to all areas of the school.

Schools for the 21st Century

In early 2009, the school community received a notional allocation of \$2 million for new buildings as part of the Federal Government Economic stimulus package. Following consultation with the P&C and School Council the school was allocated an Art/Music Block and a three room Early Childhood Block. Construction will begin in February 2010 with a completion date in late September.

OUR CURRICULUM

There are 13 outcomes and 8 Learning Areas for which the school is accountable. In May 2009 the NAPLAN testing was administered for a second time to students in Year 3, 5 and 7 in Literacy and Numeracy.

NAPLAN 2009

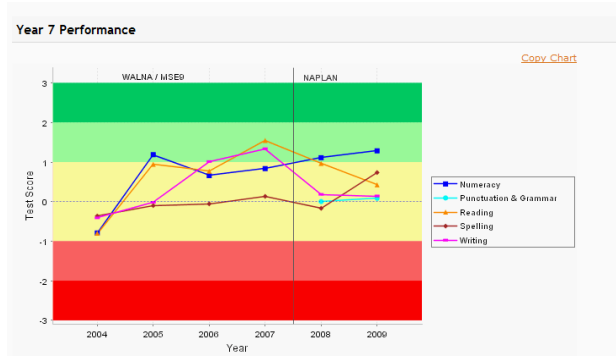
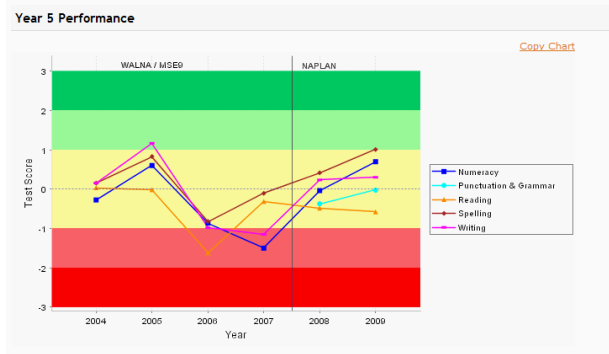
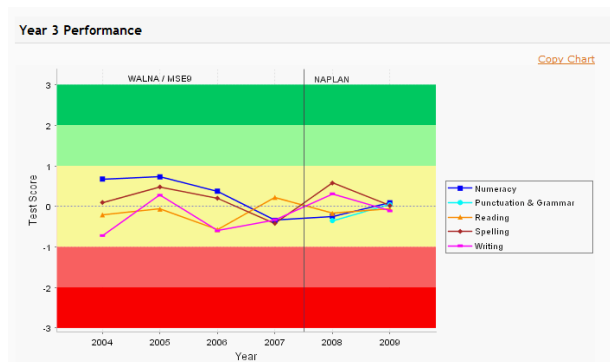
State testing in Literacy and Numeracy (WALNA) has been carried out since 1998 in Years 3, 5 & 7. In 2008 a national program (NAPLAN) was introduced. The format is similar but introduced a new element, Punctuation & Grammar.

Percentage of Students Meeting National Benchmarks

	Year 3		Year 5		Year 7	
	2008	2009	2008	2009	2008	2009
Numeracy	100%	97%	98%	97%	97%	100%
Reading	94%	97%	95%	97%	100%	100%
Writing	100%	100%	100%	97%	97%	100%
Spelling	100%	97%	100%	97%	97%	100%
Punctuation & Grammar	92%	97%	95%	97%	100%	96%

School Mean and National Mean Scores Comparison

Mean	Year 3		Year 5		Year 7	
	Sch	Nat	Sch	Nat	Sch	Nat
Numeracy	417	394	516	487	593	544
Reading	433	411	520	494	580	541
Writing	433	414	517	485	565	532
Spelling	424	405	526	487	574	540
Punctuation & Grammar	444	420	523	500	567	539



- The majority of students continue to reach national minimum standards.
- Como students match the average achievements of students in Like Schools.
- 42% of the student population have English as a second language.
- Students identified by NAPLAN as below the minimum standard are already accessing a range of support programs within the school.
- NAPLAN data is part of a wide range of information used by staff to inform school and classroom planning.

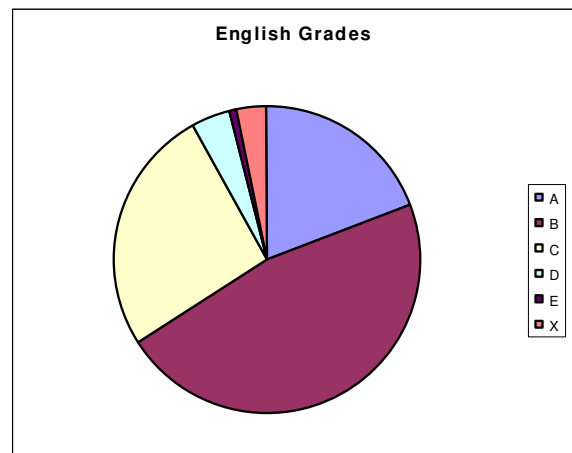
Learning Areas

In the Learning Area reports you will find at least one pie graph for each learning area. The pie graphs show the proportion of students at Como who received an A, B, C, D, E or no grade (X) in their Semester 2 Report. It is expected that the majority of students will receive either a B or a C grade. No grade means that a grade was not able to be given as the student had not completed sufficient work for the teacher to make a valid assessment or the student was working on an individual education program in that area.

MSE standardised testing is also included. This data is used to moderate teacher judgements in Learning Areas on a cyclic basis.

ENGLISH

The data in this Learning Area has been moderated (to ensure reliability and consistency of grade allocation) by teachers. The graph shows 66% receiving a grade of B or higher which is consistent with NAPLAN data.



MSE testing in Speaking and Listening for Year 3 was completed in August. While the test is complex and time consuming the results overall were very pleasing showing students to be achieving above state norms.

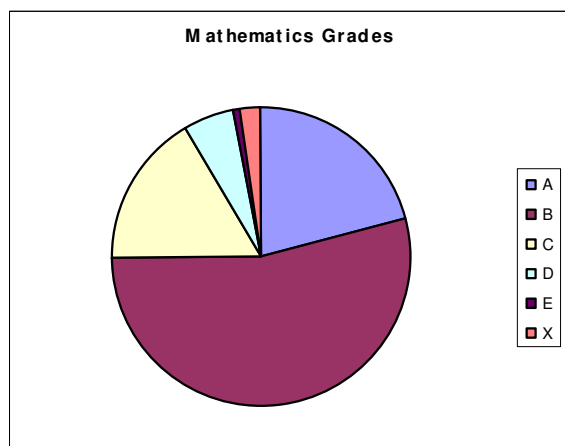
Year 3	School Mean	State Mean
Listening	16.2	12.5
Speaking	10.5	6.5

These results indicate that the school continues to perform well in this area.

In July 2009 the school embarked on a new initiative, to develop a Whole School Literacy Plan. Como students achieve very good standards in English, but staff wanted to ensure that our pedagogy and resources were providing students with the best opportunity to learn to their full potential. The English Committee did extensive analysis of data and identified Reading as an area where we should begin. 2 staff members and the Principal participated in 3 days of Professional Learning with WAPPA leading to the development of a Whole School Plan, a 3 – 5 year commitment. In our first semester, we have developed a set of Literacy Beliefs and developed strategic plans for 2010 in the focus area of Reading. Consistency across the school through the systematic use of 1st Steps Strategies is a key element of our approach.

MATHEMATICS

The data in this Learning Area has been moderated (to ensure reliability and consistency of grade allocation) by teachers. The data shows approximately 75% receiving a grade of B or higher. This is consistent with the data from the NAPLAN testing.



Extensive analysis of NAPLAN data by staff showed Como students to be achieving well above National Mean scores and to be comparable with Like Schools. The data indicated that Measurement and Space were two areas that were the least well done across the school and that Algebra could have a higher priority in senior grades. This will be addressed in 2010.

SCIENCE

WAMSE testing for Year 5 & 7 was conducted this year in Science Investigating. This is the second year of testing for Year 7s and the first for Year 5's.

Year 5 Science 2009

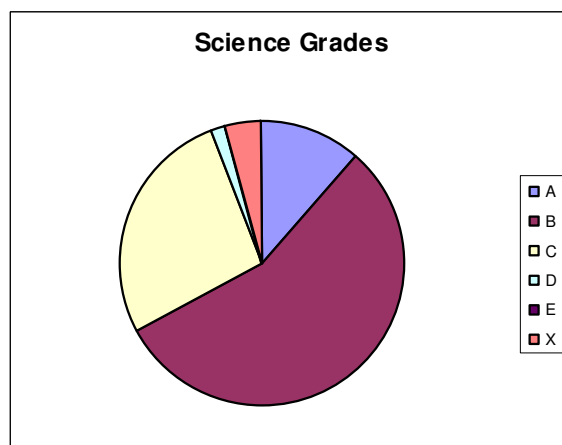
	School	Like Schools
Top 20%	32	36
Middle 60%	65	57
Bottom 20%	3	6

Year 5 students were comparable to Like Schools in WA.

Year 7 School and Like School Comparison

	School		Like Schools	
	2008	2009	2008	2009
Top 20%	29	38	35	35
Middle 60%	65	58	57	58
Bottom 20%	6	4	8	7

Year 7 data has improved from 2008 and we are comparable to Like Schools in WA.



The data in this Learning Area has been moderated by teachers to provide reliability. The data shows approximately 67% receiving a grade of B or higher which is consistent with MSE data from 2007.

This year the school worked to embed the *Primary Connections* program which was developed by The Australian Academy of Science. Additional resources and new units were purchased as they were released and the program is now fully implemented.

The priority focus of science over the last three years has resulted in good improvements across the school. Staff will continue to ensure that good achievement in science as we move towards the introduction of the National Curriculum.

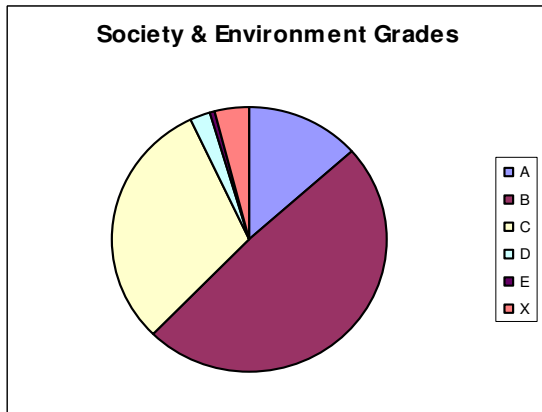
SOCIETY & ENVIRONMENT

WAMSE testing for Year 7 was conducted for the first time this year in Society & Environment.

Year 7 Society & Environment 2009

	School	Like Schools
Top 20%	33	44
Middle 60%	52	47
Bottom 20%	14	9

Como students performed well above the State Mean and were slightly below Like Schools in WA.



The school data in this Learning Area has been moderated (to ensure reliability and consistency of grade allocation) by teachers. The data shows approximately 62% receiving a grade of B or higher.

A whole school plan to ensure all areas of S&E were covered was developed in 2009.

Environmental studies continue to be a feature of Como learning programmes and all classes focus on several aspects throughout the year. Students participate in recycling, energy saving and conservation studies as well as being active participants on a regular basis. The installation of solar panels in 2010 will add a new dimension to the environmental focus of the school.

ARTS - MUSIC

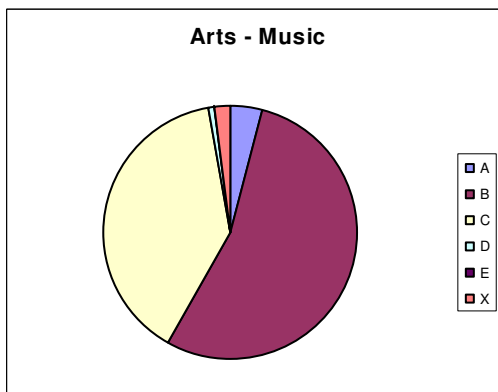
In August 2009, 24 Year 7 students were assessed using the MSE Music Analysis Tests. The test examined children's knowledge of music in relation to instrumentation, beat, rhythm, mood, style, genre, tempo, expression and relationship to culture.

Year 7 MSE Music Analysis 2009

	School
Top 25%	17%
Middle 50%	46%
Bottom 25%	37%

	School Mean	State Mean
Music Analysis	35	40

The test data indicates Como students have not performed as well as we would expect and there is room for improvement. Further analysis of the data showed 3



students one mark below the cut off which would have resulted in a normal curve with our results.

The school data in this Learning Area shows 58% of students receiving a grade of B or higher. This is a commendable result. Further analysis of the school data shows the Year 7 results to be below the school averages and to almost mirror the MSE Music Analysis.

Greater stability with Music Specialist staff and new purpose built facilities in 2010 should provide the school with the momentum to lift the test results when they are next collected in 2012.

The classroom music programs were supported by several specialist teachers and programs. Students in Year 4 -7 can elect to join the choir and musically gifted Year 6 & 7 students can access the instrumental programs.

Mrs Cartwright-Worrall Junior music
 Ms Criddle Senior Music & Choir
 Mr Timms Trumpet
 Ms Newnham Clarinet

In 2009 the choir performed beautifully for Anzac Day and Speech Night. They also performed at the Children Sing Festival held at the Octagon Theatre, one of seven public schools invited to the event.

Edu-Dance sessions were again held in Term 4 and proved popular with students and parents who enjoyed a spirited final concert held in our newly completed Covered Area.

ARTS - VISUAL ART

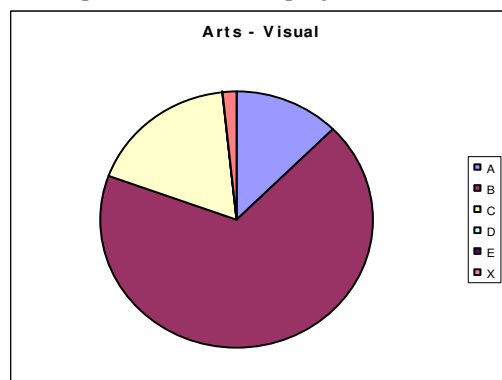
Como Primary School has a wonderful Visual Arts program led by Mrs Mandy Comtesse that operates two days per week from our Art Room, a converted toilet block. The classroom teachers provide additional opportunities for children to demonstrate their creative and technical abilities in the visual arts.

In October, Observational Drawing was assessed using the MSE Visual Arts Test with Year 3 & 7 students. The test assesses student ability with Form, Tone and Line plus Composition for Year 7's.

Observational Drawing 2009

	Year 3	Year 7
Top 25%	6%	32%
Middle 50%	88%	56%
Bottom 25%	6%	12%

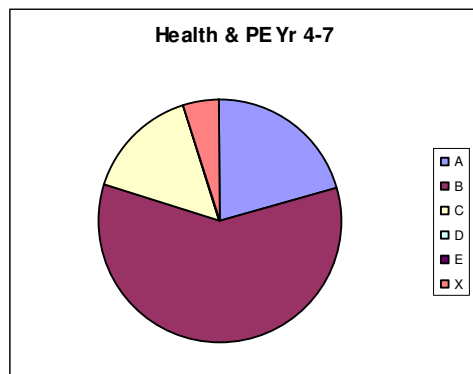
The data indicates students are performing well and have no general areas of weakness. While the complexity of the test and time required makes its ongoing use problematic, the test did highlight a need for more still life activities to be incorporated into the Art program.



The value placed on our Visual Art program is reflected in the above results with over 81% of students achieving a B grade or higher. Three Year 7 students won places in specialist art programs at Applecross SHS.

In 2010 a new purpose built Art Room will be completed as part of the BER program. This will provide a more expansive and supportive environment for students and staff and allow for a richer Visual Arts program.

HEALTH & PHYSICAL EDUCATION



The school data in this Learning Area has been moderated (to ensure reliability and consistency of grade allocation) by teachers. The data shows approximately 80% of students receiving a grade of B or higher.

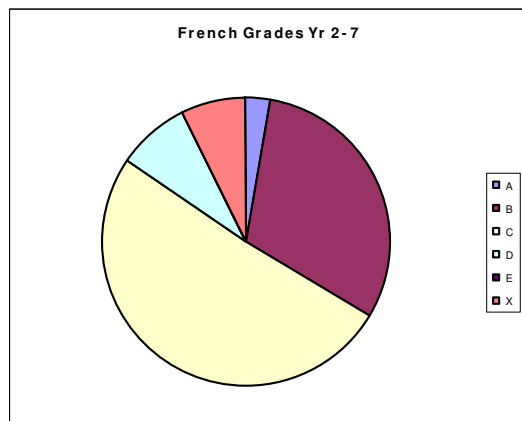
The school's emphasis on healthy eating supported the Health programs conducted in all classrooms. In 2009 the Kidz Bodz program was run across the school to further support the schools commitment to teaching students healthy eating habits.

As part of the Virtues program, students participated in a number of awareness and fund raising activities for Cambodia, East Bali and Samoa.

The school also provided more than the mandated 2 hours of physical activity per week. The physical education program included skills lessons, sport and daily fitness sessions. It was bolstered with In Term swimming, dance lessons, interschool & intra-school sports and athletics events and the hugely popular Term 4 Edu-Dance sessions.

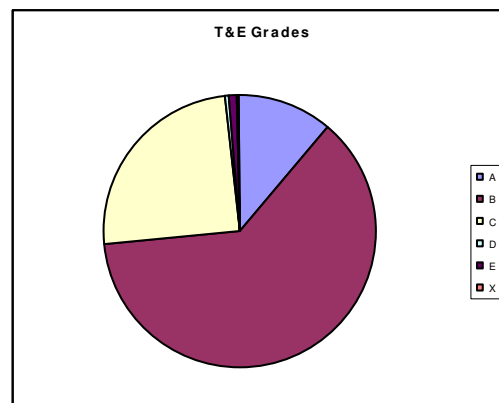
LOTE – FRENCH

In WA schools, Year 3 – 7 students are required to learn a Language Other Than English. At Como PS Mr Hughes teaches French and in 2009 LOTE was extended to include Year 2 students. The students in all classes are enthusiastic and very engaged in the program.



School data shows more than 35% of students achieving a "B" or better. We believe this is a very good result as almost 50% of students are learning French as a third language. The increasingly transient population at the school means many students have limited experience learning French.

TECHNOLOGH & ENTERPRISE



The school data in this Learning Area has been moderated (to ensure reliability and consistency of grade allocation) by teachers. The data shows approximately 72% of students receiving a grade of B or higher. This is consistent with school and MSE data from 2008.

In 2010 staff will look to extend the range of materials and resources available for this program.

OUR SPECIAL PROGRAMS

PMP

This program was run by Mrs Nicole Cartwright-Worrall with strong support from parent volunteers in 2009. The Perceptual Motor Program has run at the school for many years in the junior primary. The program was jointly devised by physiotherapists, occupational and speech therapists & develops the motor skills of balance, locomotion and eye/hand/foot co-ordination and the fitness to function effectively at school.

Virtues

The aim of this program is to inspire the practice of virtues in everyday life through programs of excellence and simplicity which support people of all ages to cultivate their virtues -- the gifts of character.

Virtues are the essence of the human spirit and the content of our character. There are 52 virtues which we target over the course of the program (not all are covered each year as we look at one a week). Mrs Gillian Salter coordinates this program, introducing children to the target virtue at assemblies, using song and affirmations and through the newsletter.

A wonderful part of the Como virtues program is our Harmony Day where the diverse cultural backgrounds of Como students are celebrated and shared.

SAER

Mr Bevan Hanrahan coordinates the identification and monitoring of Students at Educational Risk (SAER). Teachers then develop individual education plans (IEP's) for all SAER. In 2009 the school employed an experienced teacher, Jan Franz, to support students who

were experiencing difficulty accessing the regular curriculum. Mrs Franz worked with children both within the classroom and in small groups drawn from the class. Mrs Franz also supports teachers to develop IEP's through her work as the Learning Support Coordinator.

Primary Extension and Challenge - PEAC

PEAC is a supplementary program providing for gifted and talented students in Years 5, 6 and 7. Its aim is to provide, for the most gifted and talented students, an avenue to interact with other students of the same ability while challenging students in specific curriculum areas, giving them the opportunity to develop higher order thinking processes. In 2009, nine students from Como PS attended the District PEAC Program. In Term 4 the Year 4's were tested and two students have been invited to attend District PEAC classes in 2010.

In Term 3 the pilot PEAC program for Year 1-3 students continued. 6 identified and invited students participated in Literacy or Numeracy sessions at Curtin PEAC Centre.

English as a Second Language - ESL

In recognition of the growing number of ESL students attending Como PS, the Department of Education has funded an ESL teacher for 2 days per week and two ESL Education Assistants for 4 mornings per week since 2007. This supplements an existing support teacher for ESL and SAER, Mrs Jan Franz, funded for several years by the school from fees paid by Overseas Fee-Paying students.

The progress of our ESL students has been very pleasing and maintenance of ESL funding is crucial.

Buddy System

Under the coordination of Mrs Gill Salter, the school has run regular Buddy sessions. Older students are paired up with younger students and meet to form supportive relationships and work together on a variety of tasks such as sport, quizzes and drama. This helps create the warm, caring, bully-free environment for which Como Primary is noted. Mrs Salter uses Buddy Time to integrate activities from our Virtues program.

Library

Borrowing books has remained high as has returning books on time. The introduction in 2008 of 'George', our literacy bear, by Mrs Herne, has supported this endeavour. Two student leaders worked as Library Captains to support the promotion of good reading habits and to assist with Book Week activities in Term 3.

Recycling

Led by Mrs Szyka Stevens, the school ran an extensive can recycling project. Mrs Lyn Callaway also ensured all other recyclable materials were disposed of through the council recycling bins.

Zoo Food

For a number of years Como has supported the Perth Zoo by maintaining and planting special vegetation required for a variety of zoo animals. This affords students a special link with the zoo and enriches the learning programs they engage in.

ICT

Since 2008 the school has invested heavily in new technology to support teachers and students. Four more Smartboards were purchased and installed in 2009 bringing the total to seven. Staff were provided with ongoing professional learning and mentoring to support

the introduction of this new technology into their teaching. The three remaining classes will be equipped with a Smartboard in 2010.

The school leased 20 new laptop computers to continue a long term commitment to mobility with our ICT learning.

The school continued the focus on students using ICT across the curriculum and an ICT support teacher was employed to mentor staff. Teachers and students have continued to challenge themselves in the use of ICT with outstanding progress noted in all classrooms.

The school applied to join the SOCS project (Online Learning) in 2009 and with the completion of a major upgrade in new switches, data cabling and servers over the summer break will begin the program in 2010.

OUR SPECIAL EVENTS

House Swimming Carnival

Our House Swimming Carnival was held at the Canning Aquatic Centre in March. Teachers and parents worked collaboratively to prepare and run the carnival. Mrs Penny Herne coordinated the event. Congratulations to the winning House, Canning and congratulations to Forrest for winning the Best Organised House Shield. The school also participated in the Interschool Swimming Carnival. In-term swimming lessons were conducted in Term 4.

Athletics Carnivals

Our in-school House Carnival was won by Stirling and our team participated with good sportsmanship in the Interschool Carnival finishing a close third. The best organised House was Challenger. Ms Helen Falek coordinated both events.

Interschool sports

Como students participated in a number of interschool sports events throughout the year.

- In Volleyball, our A & B Girls and A Boys teams won trophies.
- In Soccer Como won or drew all games and played with great spirit and sportsmanship.
- In Football Como scored an historic victory with a come from behind win in the final.
- Our Netball teams competed valiantly but were outclassed on the day.
- In the House cross country Stirling was victorious. The interschool Cross Country resulted in two age runner up medals and a Year 7 champion. Once again Mr Barry McDonald organised these highly enjoyable and successful events.

Harmony Day – WA Week

The school celebrated Harmony Day by inviting the students to dress up in national costumes from around the world. Room 4 presented a wonderful Harmony Day Assembly attended by a large number of parents.

Speaking Competition

Our annual public speaking competition was held again this year. Children from Year 4 – 7 competed in a Middle School and Senior School competition with the winner and runner up of the Senior School competition then represented the school at the City of South Perth 'Speak With Confidence' competition. Jaclyn Clarke was selected for the evening final and spoke beautifully.

School Choir

This year the school choir, led by Ms Criddle, represented our school beautifully at the Children Sing Festival held at the Octagon Theatre. This was a marvellous experience for all the children and was a focus for their work in Term 2.

Open Classrooms

Classrooms were again opened for parents to look through their children's work in September. It is a highlight of the year providing a chance to see what the children have been learning and have them guide their parents through their learning journey. This event was extremely well supported by the community.

COMMUNITY SURVEY

In 2009, parents were surveyed on 4 key areas of school performance.

	Mean
School Environment	3.22
Quality of Teaching	3.26
Communication	3.08
Curriculum Outcomes & Responsiveness	3.02
Overall School Performance	3.14

Overall the results were very positive and rated the school as 'strongly supported by parents'. There was no item that rated the school as less than 'moderately supported'.

School Environment and Quality of Teaching also rated as 'strong' where as Communication and Curriculum Outcomes & Responsiveness rated as 'moderately supported'.

The school will work to address areas identified as issues for parents in 2010.

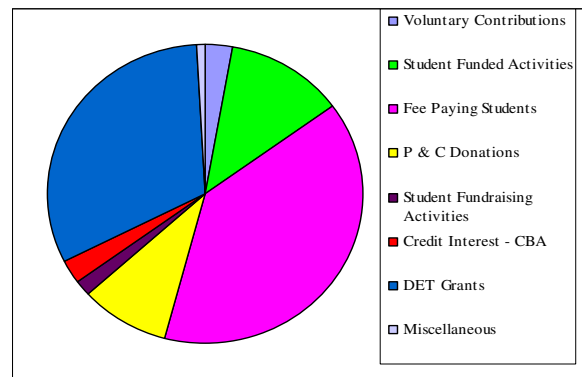
OUR FINANCES

Como Primary School maintained a sound financial position in 2009. The school receives funds from a variety of sources which were used to resource classroom learning programs, operate the school, purchase materials for students to use and fund small school improvements. The school is also responsible for the payment of utilities and rubbish removal costs. Expenditure in ICT continued to be high this year in recognition of its growing importance to student learning.

Revenue Sources

Voluntary Contributions	\$6,268.00
Student Funded Activities	\$29,046.61
Fee Paying Students	\$91,025.00
P & C Donations	\$21,538.13
Student Fundraising Activities	\$3,981.70
Credit Interest - CBA	\$5,488.68
DET Grants	\$74,351.88
Miscellaneous	\$1,683.98
Total	\$233,383.98

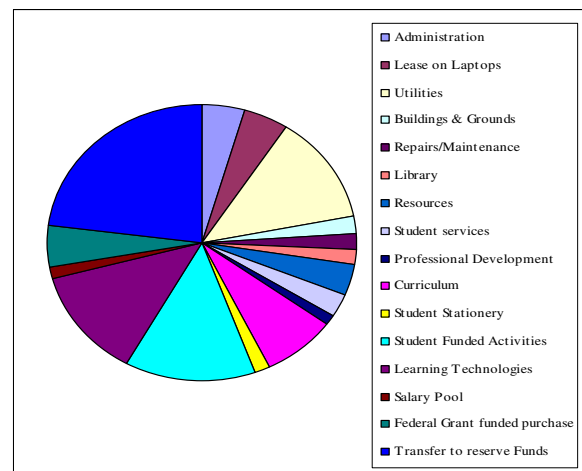
Como Primary Revenue 2009



Expenditure Areas

Administration	\$10,260.60
Lease on Laptops	\$10,074.84
Utilities	\$29,370.07
Buildings & Grounds	\$3,854.42
Repairs/Maintenance	\$4,647.29
Library	\$3,564.97
Resources	\$8,154.41
Student services	\$6,562.76
Professional Development	\$2,157.79
Curriculum	\$17,431.67
Student Stationery	\$3,748.24
Student Funded Activities	\$31,126.47
Learning Technologies	\$28,614.68
Salary Pool	\$3,000.00
Federal Grant funded purchase	\$10,536.36
Transfer to reserve Funds	\$52,000.00
Total	\$225,104.57

Como Primary Expenditure 2009



Richie Griffiths
Principal