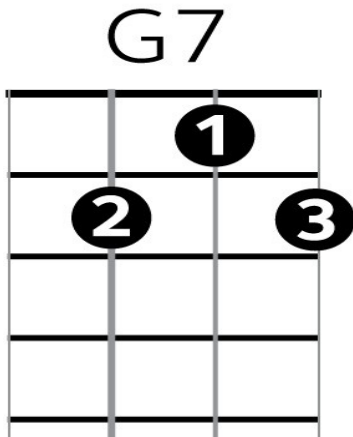
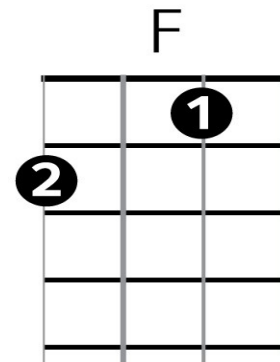
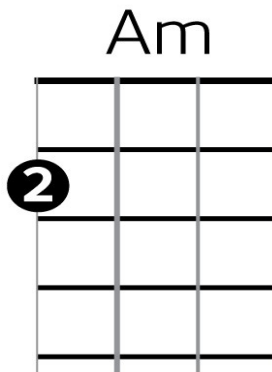
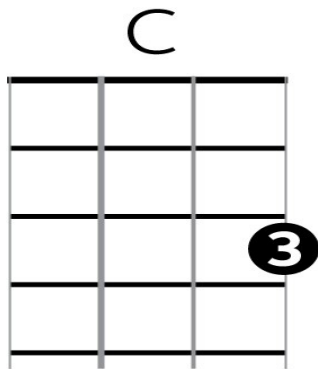
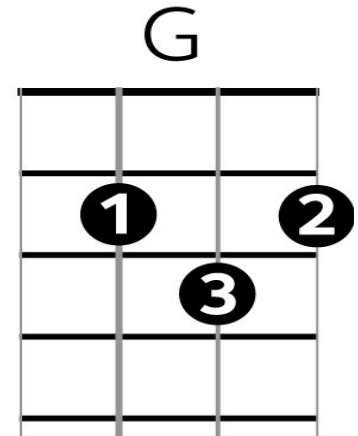


Write a pop song!!



These are easy, logical and very musically attractive progressions. If you go from C to Am to F you have had an easy time, and have already played the chords necessary to write a pop song! A very small (and slightly more difficult) shift to G7 and you are nearly there! (Hint: before you move your fingers, *think* about how you move from F to G7). Doing a G just makes it slightly more right, although often a G7 will be ok even when you were supposed to play a G!



More information on uke chords and songs is available at www.ukestra.com

Chord diagrams courtesy of www.kiwiukulele.co.nz

